

# JERKY DUST MAC & CHEESE BITES

Serves: 6

Prep Time: 10 minutes


Cook Time: 20 minutes





Mac & Cheese Bites with Diced Beef Jerky and Monterey Jack Cheese are a delicious and savory snack that is perfect for any occasion. The creamy mac and cheese is baked in mini muffin tins until golden brown. The bites are then garnished with diced beef jerky and Monterey Jack cheese for a touch of sweetness and spice.



## INGREDIENTS

- 1 pound Gordon® Choice Macaroni & Cheese
- 1/2 teaspoon salt
- 1/4 teaspoon black pepper
- 1/2 cup diced beef jerky
- 1/2 cup shredded Monterey Jack cheese

Product	Description	Item #	Pack Size
Gordon® Choice Macaroni & Cheese	Al dente elbow macaroni enrobbed in creamy cheddar cheese for a velvety, creamy favorite.	 540061	3/5 lb

 Vegetarian  Vegan  Dairy Free  Gluten Free  Kosher

## INSTRUCTIONS

1. Preheat oven to 350 degrees Fahrenheit.
2. Fill mini muffin tins with the mac and cheese mixture.
3. Bake in preheated oven for 15-20 minutes, or until golden brown.
4. Let cool slightly before garnishing with diced beef jerky and Monterey Jack cheese.
5. You can also add other toppings to the bites, such as bacon bits, chives, or green onions.

**Gordon**  
FOOD SERVICE

© Sandridge Crafted Foods



follow us @sandridgefood

September, 2023